

Income & Expenditure 2018-2019


Certificate of Registration of Societies

Act XXI of 1860

S. No. 133 of 1966

I hereby certify that THE
SOURASHTRA COLLEGE COUNCIL,
MADURAI has this day been registered under
the Societies Registration Act XXI of 1860 as
amended by Madras Act XXIV of 1954.

Given under my hand at Madurai, this
Twenty fourth day of SEPTEMBER one
thousand nine hundred and Sixty Six.



(Sd.)

Registrar of Assurances.

Madurai District.


SOURASHTRA COLLEGE COUNCIL, MADURAI.
INCOME AND EXPENDITURE ACCOUNT FOR THE YEAR ENDED 31.03.2019

Year Ended 31.03.2018 Rs. P.	Expenditure	Year Ended 31.03.2019 Rs. P.
12480.00	To Advertisement	0.00
0.00	To Audit Fees & Other Fees	106200.00
18000.00	To Automation Expenses	0.00
5921647.00	To Building Maintenance	4566643.00
58818.00	To Cash Award Retired Staff	14400.00
64991.00	To Convocation expenses	0.00
45000.00	To Court and Legal Expenses	11000.00
2567124.21	To Depreciation	2398993.06
1296391.00	To Election Expenses	0.00
	To Excess of Expenditure over Income	
1703619.74	from Sourashtra College Account	1789198.83
440430.18	To Excess of Expenditure over Income from S.F.A/c.	3939168.11
607888.29	To Excess of Expenditure over Income from W.C.	762150.55
43888.00	To General Body Meeting Expenses	62833.00
15060.00	To Identity Card	14240.00
23135.00	To Insurance	0.00
98600.00	To Medal Expenses	76850.00
293675.14	To Miscellaneous Expenses	139149.60
8918226.00	To Motor Vehicle Maintenance Expenses (As per schedule A)	8741364.00
0.00	To NAAC Expenses	29500.00
460.00	To Stationery	0.00

22129433.56

22651690.15

Place: Madurai
Date : 04.09.2019


V.G.RAMDROSS
PRESIDENT


D.R.KUMARESH
SECRETARY

SOURASHTRA COLLEGE COUNCIL, MADURAI.
INCOME AND EXPENDITURE ACCOUNT FOR THE YEAR ENDED 31.03.2019

Year Ended 31.03.2018 Rs. P.	Income	Year Ended 31.03.2019 Rs. P.
9944135.00	By Bus fees collection	8660452.00.
456576.00	By CB Building Rent A/c.	456576.00
275300.00	By Computer fees	0.00
32220.00	By Election Receipts	0.00
223486.65	By Interest on S.B. A/c.	164339.00
5559813.83	By Interest Receipts	5742818.89
158400.00	By Lab Fees	129016.00
302660.27	By Miscellaneous Receipts	903265.00
1888900.00	By Students General Charges	1529200.00
1120149.00	By Excess of Income Over Expenditue (Autonomous Examination Fee A/c.)	2027084.15
2167792.81	By Net Deficit transferred to Income & Expenditure A/c. of B/S	3038939.11

22129433.56

S.J. Kumaresh
S.J.KUMARESH
 TREASURER



As per my report of even date

(Signature)
 (B.R.CHANDRASEKARAN)
 CHARTERED ACCOUNTANT

22651690.15

SOURASHTRA COLLEGE COUNCIL, MADURAI - 625 004.

SCHEDULE IV - SCHEDULE TO FIXED ASSETS AS AT 31ST MARCH 2019

BUILDING	COST AT	ADDITIONS	LESS:	ACTUAL	RATE	DEPN.	W.D.V.	DEPN.	DEPN.	W.D.V.
	01.04.2018	DURING	DURING	COST		UPTO	AS AT	FOR	UPTO	UPTO
		THE YEAR	THE YEAR			31.03.2018	01.04.2018	THE YEAR	31.03.2019	31.03.2019
1	2	3	4	5	6	7	8	(6X8)9	(7+9)10	(8-9)11
HOSTEL BUILDING	552990.49	0.00	0.00	552990.49	5%	481681.28	71309.21	3565.46	485246.74	67743.75
PUC MAIN BLOCK BUILDING	846163.61	0.00	0.00	846163.61	5%	559397.14	286766.47	14338.32	573735.46	272428.15
LABORATORY BUILDING	395946.19	0.00	0.00	395946.19	5%	345964.44	49981.75	2499.09	348463.53	47482.66
LIBRARY BUILDING	269978.49	0.00	0.00	269978.49	5%	228419.12	41559.37	2077.97	230497.09	39481.40
NON-RESIDENTIAL STUDENTS CENTRE	197526.12	0.00	0.00	197526.12	5%	164267.03	33259.09	1662.95	165929.98	31596.14
CANTEEN BUILDING	32162.58	0.00	0.00	32162.58	5%	26883.68	5278.90	263.95	27147.63	5014.95
ELECTRICITY BUNK ROOM	1006.07	0.00	0.00	1006.07	5%	890.16	115.91	5.80	895.96	110.11
SANITARY FITTINGS	11896.77	0.00	0.00	11896.77	5%	11308.70	588.07	29.40	11338.10	558.67
DEGREE BLOCK	526760.10	0.00	0.00	526760.10	5%	345555.52	181204.58	9060.23	354615.75	172144.35
GAMES CUM STORE ROOM	41880.00	0.00	0.00	41880.00	5%	34558.32	7321.68	366.08	34924.40	6955.60
CYCLE SHED & SCOOTER SHED	61542.14	0.00	0.00	61542.14	10%	57593.53	3948.61	394.86	57988.39	3553.75
ARCH	58017.08	0.00	0.00	58017.08	5%	47696.56	10320.52	516.03	48212.59	9804.49
APPROACH ROAD	146521.42	0.00	0.00	146521.42	5%	122779.12	23742.30	1187.12	123966.24	22555.18
STORE ROOM	58359.09	0.00	0.00	58359.09	5%	47619.45	10739.64	536.98	48156.43	10202.66
NEW CANTEEN BUILDING	495557.44	0.00	0.00	495557.44	5%	162231.79	333325.65	16666.28	178898.07	316659.37
P.G.BUILDING	708181.22	0.00	0.00	708181.22	5%	553233.66	154947.56	7747.38	560981.04	147200.18
STUDENTS AMENITIES CEMENT BENCHES AND WATER TANK	20670.00	0.00	0.00	20670.00	5%	16455.39	4214.61	210.73	16666.12	4003.88
CHEMISTRY LAB EXPANSION	141013.17	0.00	0.00	141013.17	5%	112126.59	28886.58	1444.33	113570.92	27442.25
COMPUTER SCIENCE BUILDING & ADDITIONAL CONSTRUCTION	2967773.98	0.00	0.00	2967773.98	5%	1896250.66	1071523.32	53576.17	1949826.83	1017947.15
G.L.R.GROUND LEVEL RESERVOIR WATER TANK	468634.19	0.00	0.00	468634.19	5%	234590.58	234043.61	11702.18	246292.76	222341.43
TOILET NEAR MAIN BUILDING & STAFF TOILET & MBA TOILET & MCA TOILET	356875.51	0.00	0.00	356875.51	5%	218328.75	138546.76	6927.34	225256.09	131619.42
SILVER JUBILEE BUILDING GROUND AND FIRST FLOOR	2804073.38	0.00	0.00	2804073.38	5%	1567426.95	1236646.43	61832.32	1629259.27	1174814.11
GIRLS REST ROOM & WATCHMAN SHED	1241409.45	0.00	0.00	1241409.45	5%	474630.92	766778.53	38338.93	512969.85	728439.60
GENERATOR ROOM BUILDING	266871.95	0.00	0.00	266871.95	5%	144668.25	122203.70	6110.19	150778.44	116093.51
M.SC.BIO-CHEMISTRY BUILDING	590299.35	0.00	0.00	590299.35	5%	349926.59	240372.76	12018.64	361945.23	228354.12
B.SC.TEXTILE BUILDING	22022.20	0.00	0.00	22022.20	5%	14125.83	7896.37	394.82	14520.65	7501.55
B.SC.TEXTILE STORE ROOM	101737.45	0.00	0.00	101737.45	5%	65209.40	36528.05	1826.40	67035.80	34701.65
B.SC.BIO-CHEMISTRY ADDITIONAL CLAS	534662.05	0.00	0.00	534662.05	5%	317171.17	217490.88	10874.54	328045.71	206616.34
	13920531.49	0.00	0.00	13920531.49		8600990.58	5319540.91	266174.49	8867165.07	5053366.42
									2

BUILDING	COST AT 01.04.2018	ADDITIONS DURING THE YEAR	LESS: DURING THE YEAR	ACTUAL COST	RATE	DEPN. UPTO 31.03.2018	W.D.V. AS AT 01.04.2018	DEPN. FOR THE YEAR (6X8)9	DEPN. UPTO 31.03.2019 (7+9)10	W.D.V. UPTO 31.03.2019 (8-9)11
1	2	3	4	5	6	7	8	(6X8)9	(7+9)10	(8-9)11
UGC BUILDING ADDITION & ALTRATION A/C & TOILET	1354249.60	0.00	0.00	1354249.60	5%	842516.76	511732.84	25586.64	868103.40	486146.20
MICRO BIOLOGY CLASS ROOM & TOILET BUILDINGS	202961.75	0.00	0.00	202961.75	5%	112008.69	90953.06	4547.65	116556.34	86405.41
MICRO BIOLOGY LAB BUILDING	344790.55	0.00	0.00	344790.55	5%	213812.44	130978.11	6548.91	220361.35	124429.20
COMPOUND WALL	1726167.90	0.00	0.00	1726167.90	5%	910841.97	815325.93	40766.30	951608.27	774559.63
MSC BIO LAB BUILDING	108163.80	0.00	0.00	108163.80	5%	66729.81	41433.99	2071.70	68801.51	39362.29
B.SC.TEXTILE LAB BUILDING	73809.95	0.00	0.00	73809.95	5%	47350.13	26459.82	1322.99	48673.12	25136.83
WOMEN'S COLLEGE BUILDING ATTACHED STORE ROOM (CONVERTED TO CANTEEN), WOMEN'S REST ROOM & STORE SHED.	6878117.70	0.00	0.00	6878117.70	5%	4169267.09	2708850.61	135442.53	4304709.62	2573408.08
CAR SHED A/c.	45818.00	0.00	0.00	45818.00	10%	38940.97	6877.03	687.70	39628.67	6189.33
MCA BUILDING NORTH BLOCK & TOILET	4279670.05	0.00	0.00	4279670.05	5%	2173282.85	2106387.20	105319.36	2278602.21	2001067.84
WOMEN'S COLLEGE LAB BUILDING AND	4397319.75	0.00	0.00	4397319.75	5%	2380902.23	2016417.52	100820.88	2481723.11	1915596.64
WOMEN'S COLLEGE "DIAS" (STAGE)	890575.50	0.00	0.00	890575.50	5%	363035.10	527540.40	26377.02	389412.12	501163.38
POWER ROOM NEAR GENERATOR ROOM	206089.00	0.00	0.00	206089.00	5%	101292.00	104797.00	5239.85	106531.85	99557.15
WOMEN'S COLLEGE TOILET BLOCK BUILDING & TOILET IN LAB A/c.	608253.00	0.00	0.00	608253.00	5%	344589.68	263663.32	13183.17	357772.85	250480.15
WOMEN'S COLLEGE PRINCIPAL ROOM A	592470.85	0.00	0.00	592470.85	5%	319010.29	273460.56	13673.03	332683.32	259787.53
B.Sc. CATERING TECHNOLOGY BUILDING	2898008.50	0.00	0.00	2898008.50	5%	1478105.39	1419903.11	70995.16	1549100.55	1348907.95
BIO TECHNOLOGY LAB BUILDING AND TO	2996396.30	0.00	0.00	2996396.30	5%	1526013.88	1470382.42	73519.12	1599533.00	1396863.30
WOMEN'S COLLEGE PHYSICS LAB BUILD	4588978.60	0.00	0.00	4588978.60	5%	2183991.00	2404987.60	120249.38	2304240.38	2284738.22
HOSTEL BUILDING NEW NEAR			0.00					0.00		
HOTEL MANAGEMENT BUILDING	5271882.80	0.00	0.00	5271882.80	5%	2237920.67	3033962.13	151698.11	2389618.78	2882264.02
WOMEN'S HOSTEL BUILDING A/c. & 1ST	4697500.85	0.00	0.00	4697500.85	5%	1585487.43	3112013.42	155600.67	1741088.10	2956412.75
NEW AUDITORIUM BUILDING	11972621.00	0.00	0.00	11972621.00	5%	4583382.77	7389238.23	369461.91	4952844.68	7019776.32
WOMEN'S HOSTEL CONSTRUCTION	725000.00	0.00	0.00	725000.00	5%	312619.93	412380.07	20619.00	333238.93	391761.07
BUS CREW SHED	481564.00	0.00	0.00	481564.00	5%	144651.68	336912.32	16845.62	161497.30	320066.70
ALUMNI BUILDING	3152384.00	0.00	0.00	3152384.00	5%	797520.62	2354863.38	117743.17	915263.79	2237120.21
CANARA BANK BUILDING	2898944.00	0.00	0.00	2898944.00	5%	475598.94	2423345.06	121167.25	596766.19	2302177.81
UGC WOMEN'S HOSTEL BUILDING	3694933.00	0.00	0.00	3694933.00	5%	443622.60	3251310.40	162565.52	606188.12	3088744.88
UGC DEVELOPMENT OF	85500.00	0.00	0.00	85500.00	5%	12194.44	73305.56	3665.28	15859.72	69640.28
NEW CANTEEN BUILDING 2	866105.00	0.00	0.00	866105.00	5%	63875.25	802229.75	40111.49	103986.74	762118.26
	66038275.45	0.00	0.00	66038275.45	0.00	27928564.61	38109710.84	1905829.41	29834394.02	36203881.43
	13920531.49	0.00	0.00	13920531.49	0.00	8600990.58	5319540.91	266174.49	8867165.07	5053366.42
TOTAL	79958806.94	0.00	0.00	79958806.94	0.00	36529555.19	43429251.75	2172003.90	38701559.09	41257247.85

.. 3 ..

BUILDING	COST AT	ADDITIONS	LESS:	ACTUAL		DEPN.	W.D.V.	DEPN.	DEPN.	W.D.V.
	01.04.2018	DURING	DURING	COST	RATE	UPTO	AS AT	FOR	UPTO	UPTO
		THE YEAR	THE YEAR			31.03.2018	01.04.2018	THE YEAR	31.03.2019	31.03.2019
1	2	3	4	5	6	7	8	(6X8)9	(7+9)10	(8-9)11
SCHEDULE NO:IV										
ELECTRICAL INSTALLATION:										
GENERAL	395758.14	0.00	0.00	395758.14	10%	261183.19	134574.95	13457.50	274640.69	121117.45
PUC MAIN BLOCK	26017.15	0.00	0.00	26017.15	10%	25178.49	838.66	83.87	25262.36	754.79
SILVER JUBILEE BUILDING	44746.00	0.00	0.00	44746.00	10%	27935.71	16810.29	1681.03	29616.74	15129.26
LIBRARY BUILDING	29744.77	0.00	0.00	29744.77	10%	29201.99	542.78	54.28	29256.27	488.50
UGC BUILDING	9848.00	0.00	0.00	9848.00	10%	8834.21	1013.79	101.38	8935.59	912.41
LABORATORY BUILDING	16778.79	0.00	0.00	16778.79	10%	16647.10	131.69	13.17	16660.27	118.52
HOSTEL BUILDING	71614.83	0.00	0.00	71614.83	10%	68219.70	3395.13	339.51	68559.21	3055.62
DEGREE BUILDING	7714.40	0.00	0.00	7714.40	10%	7631.26	83.14	8.31	7639.57	74.83
INTERCOM	143051.00	0.00	0.00	143051.00	10%	113598.07	29452.93	2945.29	116543.36	26507.64
TOTAL	745273.08	0.00	0.00	745273.08	0.00	558429.72	186843.36	18684.34	577114.06	168159.02
SCHEDULE NO:IV										
OTHER ASSETS:										
BORE WELL	318906.53	0.00	0.00	318906.53	15%	277626.43	41280.10	6192.02	283818.45	35088.08
PUMPSET/5HP MOTOR	144797.20	0.00	0.00	144797.20	15%	127187.76	17609.44	2641.42	129829.18	14968.02
WATERTANK PIPES & WATER SUPPLY	14254.47	0.00	0.00	14254.47	20%	14238.18	16.29	3.26	14241.44	13.03
BICYCLE	1256.34	0.00	0.00	1256.34	15%	1254.09	2.25	0.34	1254.43	1.91
LIBRARY BOOKS	141402.70	0.00	0.00	141402.70	15%	133044.77	8357.93	1253.69	134298.46	7104.24
TELEVISION	31875.00	0.00	0.00	31875.00	15%	23716.84	8158.16	1223.72	24940.56	6934.44
WALL CLOCK	495.00	0.00	0.00	495.00	15%	492.93	2.07	0.31	493.24	1.76
VIDEO DECK	11575.00	0.00	0.00	11575.00	15%	11520.74	54.26	8.14	11528.88	46.12
DUPLICATOR	18127.60	0.00	0.00	18127.60	20%	18097.87	29.73	5.95	18103.82	23.78
COMPUTER COLOUR GENE(9200)	9200.00	0.00	0.00	9200.00	15%	9173.88	26.12	3.92	9177.80	22.20
REFRIGERATOR	6729.00	0.00	0.00	6729.00	20%	6716.02	12.98	2.60	6718.62	10.38
ELECTRIC TYPEWRITER	18232.35	0.00	0.00	18232.35	20%	18214.29	18.06	3.61	18217.90	14.45
COMPUTER WIPRO	83566.53	0.00	0.00	83566.53	15%	83218.74	347.79	52.17	83270.91	295.62
ELECTION BOXES STEEL	12500.00	0.00	0.00	12500.00	15%	12247.09	252.91	37.94	12285.03	214.97
ELECTRIC CARDIO GRAPH MACHINE	18053.00	0.00	0.00	18053.00	15%	17405.75	647.25	97.09	17502.84	550.16
CANTEEN UTENSIL	11655.00	0.00	0.00	11655.00	10%	9993.11	1661.89	166.19	10159.30	1495.70
TOTAL	842625.72	0.00	0.00	842625.72	0.00	764148.49	78477.23	11692.37	775840.86	66784.86
									4

.. 4 ..										
BUILDING	COST AT	ADDITIONS	LESS:	ACTUAL		DEPN.	W.D.V.	DEPN.	DEPN.	W.D.V.
	01.04.2018	DURING	DURING	COST	RATE	UPTO	AS AT	FOR	UPTO	UPTO
		THE YEAR	THE YEAR			31.03.2018	01.04.2018	THE YEAR	31.03.2019	31.03.2019
1	2	3	4	5	6	7	8	(6X8)9	(7+9)10	(8-9)11
SCHEDULE NO:IV										
FURNITURE & EQUIPMENTS										
CLASSROOM & OTHER FURNITURE	1207132.32	0.00	0.00	1207132.32	15%	1092821.36	114310.96	17146.64	1109968.00	97164.32
HOSTEL FURNITURE	499339.47	0.00	0.00	499339.47	15%	413618.55	85720.92	12858.14	426476.69	72862.78
LIBRARY FURNITURE	34367.00	0.00	0.00	34367.00	15%	34300.35	66.65	10.00	34310.35	56.65
GAMESROOM FURNITURE	5503.55	0.00	0.00	5503.55	15%	5479.26	24.29	3.64	5482.90	20.65
OFFICE EQUIPMENT	250891.68	0.00	0.00	250891.68	15%	240824.82	10066.86	1510.03	242334.85	8556.83
LABORATORY EQUIPMENT	280453.86	0.00	0.00	280453.86	15%	277503.03	2950.83	442.62	277945.65	2508.21
STOREROOM EQUIPMENT	492.10	0.00	0.00	492.10	15%	491.79	0.31	0.05	491.84	0.26
HOSTEL EQUIPMENT	5737.22	0.00	0.00	5737.22	15%	5728.01	9.21	1.38	5729.39	7.83
AUDIO VISUAL EQUIPMENT	16354.29	0.00	0.00	16354.29	15%	16308.42	45.87	6.88	16315.30	38.99
TOTAL	2300271.49	0.00	0.00	2300271.49	0.00	2087075.59	213195.90	31979.38	2119054.97	181216.52
SCHEDULE NO:IV										
VEHICLE										
BUS 1155	366277.00	0.00	0.00	366277.00	30%	366072.42	204.58	61.37	366133.79	143.21
HERO HONDA 1182	16357.92	0.00	0.00	16357.92	20%	16347.55	10.37	2.07	16349.62	8.30
BUS NO.5566	243513.40	0.00	0.00	243513.40	30%	243277.46	235.94	70.78	243348.24	165.16
BUS NO.9797	200344.00	0.00	0.00	200344.00	30%	199934.13	409.87	122.96	200057.09	286.91
BUS NO.7475	407437.00	0.00	0.00	407437.00	30%	406489.18	947.82	284.35	406773.53	663.47
BUS NO.TN63A 9990	425000.00	0.00	0.00	425000.00	30%	423587.60	1412.40	423.72	424011.32	988.68
BUS NO.TN49D 2310	410350.00	0.00	0.00	410350.00	30%	408123.53	2226.47	667.94	408791.47	1558.53
BUS NO.TN59Y 4777	272179.00	0.00	0.00	272179.00	30%	270886.81	1292.19	387.66	271274.47	904.53
BUS NO.TN47D 0199	326250.00	0.00	0.00	326250.00	30%	324037.30	2212.70	663.81	324701.11	1548.89
BUS NO.TN49D 9515	404257.00	0.00	0.00	404257.00	30%	401492.19	2764.81	829.44	402321.63	1935.37
BUS NO.TN23S 9977	570136.00	0.00	0.00	570136.00	30%	556446.81	13689.19	4106.76	560553.57	9582.43
BUS NO.TN49J 0277	526870.00	0.00	0.00	526870.00	30%	511987.23	14882.77	4464.83	516452.06	10417.94
BUS NO.TN65C 4710	430000.00	0.00	0.00	430000.00	30%	417853.56	12146.44	3643.93	421497.49	8502.51
BUS NO.TN48A 9192	393366.00	0.00	0.00	393366.00	30%	370689.23	22676.77	6803.03	377492.26	15873.74
BUS NO.TN67E 6696	852267.00	0.00	0.00	852267.00	30%	782079.15	70187.85	21056.36	803135.51	49131.49
CAR NO.GRAND I10 MAGNA 1.1 (M)	622218.00	0.00	0.00	622218.00	15%	268757.35	353460.65	53019.10	321776.45	300441.55
BUS NO.TN59E 1401	125000.00	0.00	0.00	125000.00	30%	72937.50	52062.50	15618.75	88556.25	36443.75
TOTAL	6591822.32	0.00	0.00	6591822.32	0.00	6040999.00	550823.32	112226.86	6153225.86	438596.46
	6591822.32	0.00	0.00	6591822.32	0.00	6040999.00	550823.32	112226.86	6153225.86	438596.46

...5

BUILDING	COST AT 01.04.2018	ADDITIONS DURING THE YEAR	LESS: DURING THE YEAR	ACTUAL COST	RATE	DEPN. UPTO 31.03.2018	W.D.V. AS AT 01.04.2018	DEPN. FOR THE YEAR (6X8)9	DEPN. UPTO 31.03.2019 (7+9)10	W.D.V. UPTO 31.03.2019 (8-9)11
1	2	3	4	5	6	7	8			
SCHEDULE NO:4										
MACHINERY										
SOFTENIZER OF 500 LITRES ONE UNIT & FURLINE 4L A/c.	27225.00	0.00	0.00	27225.00	15%	25764.48	1460.52	219.08	25983.56	1241.44
GENERATOR	1369335.00	0.00	0.00	1369335.00	15%	1110110.36	259224.64	38883.70	1148994.06	220340.94
COUNTER FEIT MONEY DISERNER LENSE MODEL	1750.00	0.00	0.00	1750.00	15%	1639.56	110.44	16.57	1656.13	93.87
FAX MACHINE (FAX KXFT63 BX)	11100.00	0.00	0.00	11100.00	15%	10203.10	896.90	134.54	10337.64	762.36
T.D.S.METRE (WATER TESTING METRE)	3333.00	0.00	0.00	3333.00	15%	3016.16	316.84	47.53	3063.69	269.31
AQUATECH WATER TREATMENT PLANT MACHINERY A/c.	190902.00	0.00	0.00	190902.00	15%	146239.17	44662.83	6699.42	152938.59	37963.41
A/c.MACHINE	133205.00	0.00	0.00	133205.00	15%	90502.53	42702.47	6405.37	96907.90	36297.10
TOTAL	1736850.00	0.00	0.00	1736850.00	0.00	1387475.36	349374.64	52406.21	1439881.57	296968.43
ABSTRACT										
NATURE OF ASSETS										
BUILDINGS	79958806.94	0.00	0.00	79958806.94	0.00	36529555.19	43429251.75	2172003.90	38701559.09	41257247.85
ELECTRICAL & INSTALLATION	745273.08	0.00	0.00	745273.08	0.00	558429.72	186843.36	18684.34	577114.06	168159.02
FURNITURE & EQUIPMENTS	2300271.49	0.00	0.00	2300271.49	0.00	2087075.59	213195.90	31979.38	2119054.97	181216.52
VEHICLES	6591822.32	0.00	0.00	6591822.32	0.00	6040999.00	550823.32	112226.86	6153225.86	438596.46
OTHER ASSETS	842625.72	0.00	0.00	842625.72	0.00	764148.49	78477.23	11692.37	775840.86	66784.86
MACHINERY	1736850.00	0.00	0.00	1736850.00	0.00	1387475.36	349374.64	52406.21	1439881.57	296968.43
GRANT TOTAL	92175649.55	0.00	0.00	92175649.55	0.00	47367683.35	44807966.20	2398993.06	49766676.41	42408973.14

SOURASHTRA COLLEGE, MADURAI.
INCOME AND EXPENDITURE ACCOUNT FOR THE YEAR ENDED 31.03.2019

Year ended 31.03.2018 Rs. P.	Expenditure	Year ended 31.03.2019 Rs. P.
	To Teaching & Administrative Staff - ECS	
	Pay	70511313
	Grade Pay	2554500
	D.A	26300644
	H.R.A	3175524
	C.C.A	551449
	Medical Allowance	258844
	Special Allowance & Special Pay	36000
	Conveyance Allowance	21621
97898758.00	Other Allowances	---- 103409895.00
3291.00	To Telephone Expenses	2990.00
4605.00	To Postage and Telegrams	6829.00
195738.00	To Electricity Charges	279487.00
0.00	To Printing and Stationary	10405.00
14020.00	To Office Expenses	9715.00
2000.00	To Audit Fees	0.00
1662081.74	To Depreciation	1632820.83
21637816.00	To Other arrear salary payment (Schedule-2)	33972114.00
5000.00	To TNU State Council for Higher Education	5000.00
20142.00	To Stationary & Other Expenses	18496.00
0.00	To Bank charges	2063.00


121443451.74

139349814.83

Place:Madurai

Date:04.09.2019


L.P.RAMALINGAM
PRINCIPAL


D.R. KUMARESH
SECRETARY

SOURASHTRA COLLEGE, MADURAI.
INCOME AND EXPENDITURE ACCOUNT FOR THE YEAR ENDED 31.03.2019

Year ended 31.03.2018	Income	Year ended 31.03.2019
Rs. P.		Rs. P.
119770.00	By Application and Registration Fee	91260.00
497.00	By Admission fee	377.00
97898758.00	By Salary Grant	103409895.00
79419.00	By Interest on University Endowment	84942.00
21637816.00	By Other Arrear Salary Grant (Schedule-2)	33972114.00
	<u>OTHER RECEIPTS</u>	
3572.00	By Interest on S.B. account (No.1809)Non-salary A/c	2028.00
1703619.74	By Excess of Expenditure over Income	1789198.83

121443451.74



139349814.83

As per my report of even date

(Handwritten Signature)

(B.R.CHANDRASEKARAN)
CHARTERED ACCOUNTANT

SOURASHTRA COLLEGE :: MADURAI - 625 004.

CORRESPONDENT BOOK - SCHEDULE OF ASSETS

STATEMENT OF DEPRECIATION AS ON 31.03.2019

SCHEDULE NO. 1

S.No.	Particulars of Assets	W.D.V.as on 31.03.2018	Additions During the Year	Total Value as on 31.03.2019	Rate of Depre- ciation	Total Depre- ciation for the Year	W.D.V.as on 31.03.2019
1	Laboratory Equipments	7434937.22	0.00	7434937.22	15%	1115240.58	6319696.64
	From 01.04.2018 to 30.09.2018	0.00	0.00	0.00	15%	0.00	0.00
	From 01.10.2018 to 31.03.2019	0.00	1328877.00	1328877.00	7.5%	99665.78	1229211.22
		7434937.22	1328877.00	8763814.22		1214906.36	7548907.86
2	Library Books	962704.57	0.00	962704.57	15%	144405.69	818298.88
	From 01.04.2018 to 30.09.2018	0.00	0.00	0.00	15%	0.00	0.00
	From 01.10.2018 to 31.03.2019	0.00	131084.00	131084.00	7.5%	9831.30	121252.70
		962704.57	131084.00	1093788.57		154236.99	939551.58
3	Games Equipment	950905.01	0.00	950905.01	15%	142635.75	808269.26
	From 01.04.2018 to 30.09.2018	0.00	0.00	0.00	15%	0.00	0.00
	From 01.10.2018 to 31.03.2019	0.00	0.00	0.00	7.5%	0.00	0.00
		950905.01	0.00	950905.01		142635.75	808269.26
4	Furniture	803676.47	0.00	803676.47	15%	120551.47	683125.00
	From 01.04.2018 to 30.09.2018	0.00	0.00	0.00	15%	0.00	0.00
	From 01.10.2018 to 31.03.2019	0.00	0.00	0.00	7.5%	0.00	0.00
		803676.47	0.00	803676.47		120551.47	683125.00
5	Typewriter & Office Appliances	773.72	0.00	773.72	15%	116.06	657.66
6	Xerox Machine	733.50	0.00	733.50	15%	110.03	623.47
7	Waterpipe Accessories	464.01	0.00	464.01	15%	69.60	394.41
8	Library furniture	348.88	0.00	348.88	15%	52.33	296.55
9	Audio visual Edn.Equipments	839.32	0.00	839.32	15%	125.90	713.42
10	Electrical fittings	104.49	0.00	104.49	15%	15.67	88.82
11	Cycle	4.44	0.00	4.44	15%	0.67	3.77
	Total	3268.36	0.00	3268.36		490.26	2778.10
	Grand Total Rs.	10155491.63	1459961.00	11615452.63		1632820.83	9982631.80

**SOURASHTRA COLLEGE COUNCIL, SELF FINANCE COURSES
INCOME AND EXPENDITURE ACCOUNT FOR THE YEAR ENDED 31.03.2019**

Year ended 31.03.2018	Expenditure	Year ended 31.03.2019
Rs. P.		Rs. P.
74280.00	To Advertisement	166766.00
150000.00	To AICTE Inspection Expenses	150000.00
125000.00	To Aiffiliation Fee	30000.00
10000.00	To Annual Maintenance Charges	21000.00
37500.00	To Bonus, Deepavali Gifts	38000.00
25600.00	To Calender Expenses	0.00
14755.00	To Campus Amenity Expenses	29858.00
22000.00	To College Website	23540.00
0.00	To Convocation Expenses	129852.00
11750.00	To Court & Legal Expenses	13500.00
956678.83	To Depreciation	979325.18
881.98	To Depreciation - Hostel Fixed Assets : MEN	749.69
18086.02	To Depreciation - Hostel Fixed Assets : WOMEN	17336.24
396625.00	To Employee state Insurance Contribution	528100.00
150714.00	To Fuel for Generator	161656.00
231811.00	To Games Expenditure	206736.00
1275281.00	To Honororium staff	961091.00
1646467.00	To Hostel Expenses : Women	1418114.00
6900.00	To Identity Card	25628.00
29153.00	To Internet Charges	29765.00
114376.00	To Lab Consumable	350032.00
364189.00	To Lighting Charges	369303.00
221890.00	To Magazines and Periodicals	138480.00
199924.00	To Maintenance Expenses	270485.00
13556.00	To MBA Department Expenses	45725.00
236000.00	To Microsoft License Fee	275000.00
561247.95	To Miscellaneous Expenses	1340814.00
0.00	To NAAC Expenses	801634.00
617916.00	To PF Contribution	1159658.00
2271.00	To Postage and Telegram	2391.00
38200.00	To Printing Charges	154601.00
3000.00	To Private College Management Association	18000.00
3000000.00	To Provision for Future Building Development	0.00
2495.00	To Repairs & Upkeep	10750.00
6000.00	To Reward Students	0.00
10514568.00	To Salary Teaching & Non Teaching Staff	11724117.00
926859.00	To Security charges	1730606.00
29187.00	To Seminar Expenses	10586.00
56250.00	To Staff Graduuty	0.00
130911.00	To Stationary Expenses	120432.00
42000.00	To Student Group Insurance Scheme	21900.00
71255.00	To Telephone Charges	94453.00
0.00	To Uniform Expenses	15700.00
<u>22335577.78</u>		<u>23585684.11</u>

Place: Madurai
Date : 04.09.2019


V.G.RAMDOS
PRESIDENT


D.R.KUMARESH
SECRETARY

**SOURASHTRA COLLEGE COUNCIL, SELF FINANCE COURSES
INCOME AND EXPENDITURE ACCOUNT FOR THE YEAR ENDED 31.03.2019**

Year ended 31.03.2018 Rs. P.	Income	Year ended 31.03.2019 Rs. P.
1546518.00	By Hostel Fees : Women	1528560.00
	By Interest on SB Account - SF A/c.	57186.00
	By Interest on SB Account - Hostel A/c. MEN	5417.00
146405.00	By Interest on SB Account - Hostel A/c. WOMEN	78313.00
209313.00	By Interest on University Endowment	237770.00
13487670.00	By Laboratory & Other Fees	11985668.00
886281.60	By Miscellaneous Receipts	847454.00
127350.00	By Sale of Application	140250.00
5491610.00	By Tuition Fees	4828501.00
440430.18	By Excess of Expenditure over Income	3939168.11

22335577.78

S.J. Kumaresh
S.J.KUMARESH
TREASURER



As per my report of even date

23585684.11

(Signature)
(B.R.CHANDRASEKARAN)
CHARTERED ACCOUNTANT

SOURASHTRA COLLEGE COUNCIL :: MADURAI
SELF FINANCING COURSES
SCHEDULE OF FIXED ASSETS AND DEPRECIATION
AS on 31.03.19

SL. No.	Particulars of Assets	W.D.V.as on 31.03.18 Rs. Ps.	Additions During the Year	Total Cost as on 31.03.19	Rate of Depreciation	Depreciation for the year 31.03.19	W.D.V.as on 31.03.19 Rs. Ps.
1	Library Books:	925905.29		925905.29	15%	138885.79	787019.50
	01.04.2018 to 30.09.2018		0.00	0.00	15%	0.00	0.00
	01.10.2018 to 31.03.2019		5126.00	5126.00	7.5%	384.45	4741.55
		925905.29	5126.00	931031.29		139270.24	791761.05
2	Furniture:	835243.03		835243.03	15%	125286.45	709956.58
	01.04.2018 to 30.09.2018		0.00	0.00	15%	0.00	0.00
	01.10.2018 to 31.03.2019		17600.00	17600.00	7.5%	1320.00	16280.00
		835243.03	17600.00	852843.03		126606.45	726236.58
3	Laboratory Equipment:	951530.22		951530.22	15%	142729.53	808800.69
	01.04.2018 to 30.09.2018		50900.00	50900.00	15%	7635.00	43265.00
	01.10.2018 to 31.03.2019		203620.00	203620.00	7.5%	15271.50	188348.50
		951530.22	254520.00	1206050.22		165636.03	1040414.19
4	Office Equipment:	150013.12		150013.12	15%	22501.97	127511.15
	01.04.2018 to 30.09.2018		2190.00	2190.00	15%	328.50	1861.50
	01.10.2018 to 31.03.2019		6162.00	6162.00	7.5%	462.15	5699.85
		150013.12	8352.00	158365.12		23292.62	135072.50
5	Electrical Fittings:	235344.22		235344.22	15%	35301.63	200042.59
	01.04.2018 to 30.09.2018		7225.00	7225.00	15%	1083.75	6141.25
	01.10.2018 to 31.03.2019		43988.00	43988.00	7.5%	3299.10	40688.90
		235344.22	51213.00	286557.22		39684.48	246872.74
6	Computer Lab Equipment:	2429905.84		2429905.84	15%	364485.88	2065419.96
	01.04.2018 to 30.09.2018		181930.00	181930.00	15%	27289.50	154640.50
	01.10.2018 to 31.03.2019		77225.00	77225.00	7.5%	5791.88	71433.12
		2429905.84	259155.00	2689060.84		397567.26	2291493.58
7	Water Pipe & Accessories:	189013.60	0	189013.60	15%	28352.04	160661.56
	01.04.2018 to 30.09.2018		0.00	0.00	15%	0.00	0.00
	01.10.2018 to 31.03.2019		0.00	0.00	7.5%	0.00	0.00
		189013.60	0.00	189013.60		28352.04	160661.56
8	Xerox Machine:	77563.78	0.00	77563.78	15%	11634.57	65929.21
	01.04.2018 to 30.09.2018		0.00	0.00	15%	0.00	0.00
	01.10.2018 to 31.03.2019		0.00	0.00	7.5%	0.00	0.00
		77563.78	0.00	77563.78		11634.57	65929.21
9	Machinery:	6362.33		6362.33	15%	954.35	5407.98
	01.04.2018 to 30.09.2018		0.00	0.00	15%	0.00	0.00
	01.10.2018 to 31.03.2019		0.00	0.00	7.5%	0.00	0.00
		6362.33	0.00	6362.33		954.35	5407.98
10	CCTV Camara:	143985.07		143985.07	15%	21597.76	122387.31
	01.04.2018 to 30.09.2018		0.00	0.00	15%	0.00	0.00
	01.10.2018 to 31.03.2019		329725.00	329725.00	7.5%	24729.38	304995.62
		143985.07	329725.00	473710.07		46327.14	427382.93
	Grand Total	5944866.50	925691.00	6870557.50		979325.18	5891232.32
11	Hostel Fixed Assets:(MEN)	4997.90		4997.90	15%	749.69	4248.21
	01.04.2018 to 30.09.2018			0.00	15%	0.00	0.00
	01.10.2018 to 31.03.2019			0.00	7.5%	0.00	0.00
		4997.90		4997.90		749.69	4248.21
12	Hostel Fixed Assets:WOMEN	115574.90		115574.90	15%	17336.24	98238.66
	01.04.2018 to 30.09.2018			0.00	15%	0.00	0.00
	01.10.2018 to 31.03.2019		0.00	0.00	7.5%	0.00	0.00
		115574.90		115574.90		17336.24	98238.66

**SOURASHTRA COLLEGE COUNCIL, AUTONOMOUS EXAMINATION A/c
INCOME AND EXPENDITURE ACCOUNT FOR THE YEAR ENDED 31.03.2019**

Year ended 31.03.2018 Rs. P.	Expenditure	Year ended 31.03.2019 Rs. P.
25245.00	To Meeting Expenses	99805.00
486160.00	To Printing & Stationary	449239.00
2924902.00	To Summative & Supplementary Exam Expenses	2179230.00
0.00	To Academic Audit Remuneration	26250.00
24000.00	To Annual Maintenance Contract	24000.00
3720.00	To Bank Charges	4537.00
0.00	To Depreciation	49703.10
5241.00	To ESI	12021.00
0.00	To Maintenance Expenses	70872.00
18559.00	To Miscellaneous Expenses	16547.00
14040.00	To PF Contribution	31453.00
0.00	To Pongal Gift	1500.00
12765.00	To Postage Expenses	593.00
520932.00	To Salary	647380.00
61843.00	To Staff Refreshment	72885.00
11731.00	To Telephone Charges	3179.00
1120149.00	To Excess of Income Over Expenditure	2027084.15

5229287.00

5716278.25

Place: Madurai
Date :04.09.2019


V.G.RAMDOS
PRESIDENT


D.R.KUMARESH
SECRETARY

**SOURASHTRA COLLEGE COUNCIL, AUTONOMOUS EXAMINATION A/c
INCOME AND EXPENDITURE ACCOUNT FOR THE YEAR ENDED 31.03.2019**

Year ended 31.03.2018 Rs. P.	Income	Year ended 31.03.2019 Rs. P.
2756425.00	By Fees from the Aided Students	2837449.00
2264545.00	By Fees from the SF Students	2690089.25
208317.00	By Bank Interest	188740.00

5229287.00

S.J. Kumaresh
S.J.KUMARESH
TREASURER



5716278.25

(Signature)
(B.R.CHANDRASEKARAN)
CHARTERED ACCOUNTANT

SOURASHTRA COLLEGE COUNCIL :: MADURAI
AUTONOMOUS EXAMINATION FEE A/c.
SCHEDULE OF FIXED ASSETS AND DEPRECIATION
AS on 31.03.19

SL. No.	Particulars of Assets	W.D.V.as on 31.03.18 Rs. Ps.	Additions During the Year	Total Cost as on 31.03.19	Rate of Depreciation	Depreciation for the year 31.03.19	W.D.V.as on 31.03.19 Rs. Ps.
1	A/c. Machine	85200.00		85200.00	15%	12780.00	72420.00
	01.04.2018 to 30.09.2018		0.00	0.00	15%	0.00	0.00
	01.10.2018 to 31.03.2019		0.00	0.00	7.5%	0.00	0.00
		85200.00	0.00	85200.00		12780.00	72420.00
2	Computer	182000.00		182000.00	15%	27300.00	154700.00
	01.04.2018 to 30.09.2018		0.00	0.00	15%	0.00	0.00
	01.10.2018 to 31.03.2019		34000.00	34000.00	7.5%	2550.00	31450.00
		182000.00	34000.00	216000.00		29850.00	186150.00
3	Furniture	47154.00		47154.00	15%	7073.10	40080.90
	01.04.2018 to 30.09.2018		0.00	0.00	15%	0.00	0.00
	01.10.2018 to 31.03.2019		0.00	0.00	7.5%	0.00	0.00
		47154.00	0.00	47154.00		7073.10	40080.90
	Grand Total	314354.00	34000.00	348354.00		49703.10	298650.90

Special Fees (Principal) A/c.

Sourashtra College,
Vilachery Main Road,
Pasumalai, Madurai-625 004

Income & Expenditure Statement

1-Apr-2018 to 31-Mar-2019

Particulars	1-Apr-2018 to 31-Mar-2019	Particulars	1-Apr-2018 to 31-Mar-2019
Direct Expenses	3,05,065.00	Direct Incomes	3,65,908.00
Laboratory Expenses	48,378.00	Fees From Studens	3,53,545.00
Association Expenses	1,350.00	Sale of Old Papers	<u>12,363.00</u>
Electricity Charges	1,18,608.00		
Library Expenses	43,030.00		
Magazine Expenses	34,050.00		
Stationary Expenses	<u>59,649.00</u>		
Excess of Income over Expenditure	60,843.00		
Total	3,65,908.00	Total	3,65,908.00